


The Honorable
EDDIE BAZA CALVO
Governor

The Honorable
RAY TENORIO
Lt. Governor



public works
DIPATTAMENTON CHE'CHO' PUPBLEKI

CARL V. DOMINGUEZ
Director
JON "JAY" ROJAS
Deputy Director

April 23, 2013

The Honorable Speaker Judith T. Won Pat
I Mina' Trentai Dos Na Liheslaturan Guahan
155 Hesler Place
Hagatna, Guam 96910

32-13-329
Office of the Speaker
Judith T. Won Pat, Ed. D.
Date 4/29/13
Time 9:45 AM
Received by Faith

Re: FY2013 Second Quarter – Federal Grants in Aide (FGIA) Financial Reports for the Months Ended October 1, 2012 thru March 31, 2013

Dear Madam Speaker Won Pat:

Transmitted herewith is the Department of Public Works' Federal Grants in Aide (FGIA) Financial Reports for the Second Quarter of FY2013(year to date) for the months ended October 1, 2012 through March 31, 2013. The Federal Grants in Aide (FGIA) Financial Reports can be viewed on our website: www.dpw.guam.gov

Should you have any questions, please do not hesitate to contact Mrs. Arleen U. Pierce, Controller at 646-3154 or 646-3231.

JON "JAY" ROJAS
Acting Director

Attachments: DPW Federal Grants Assistance Financial Reports:


- DPW Office of Highway Safety (NHTSA)
- DPW Divisions of Highways (FHWA)
- DPW Divisions of Highways (HUD)
- Other FGIA (FEMA & DOI)

Cc: Governor's Office
Guam State Clearing House

2013 APR 29 AM 10:58

329

Department/Agency Head Certification
as to the accuracy of information contained herein:

AWP

 JON JAY ROJAS, ACTING
 Director

**DEPARTMENT OF PUBLIC WORKS
 FEDERAL HIGHWAY ADMINISTRATION (FHWA)
 FY 2013 2nd Quarter Report - As of March 31, 2013**

Project Name	Appropriation	YTD Expenditures	O/S Encumbrances	Available Balance	Description
AS400 Grand Total	116,804,013	19,143,193	62,837,716	34,823,104	
FY06 Compact New Solid Waste LF	(62,039)	0	(62,039)	0	Solid Waste
DOI CIP Project New MSWLF Suppl	(130,536)	0	(130,536)	0	Solid Waste
Compact Impact-School Leaseback Project	(7,100,000)	(7,100,000)	0	0	CIP
Tumon Precinct Facility	(100)	0	(100)	0	CIP
DPW-FHWA Projects	109,511,338	12,043,193	62,645,041	34,823,104	See Attached AS400 Printouts

User ID : DFWDUENS
 To date : 3/2013
 Account : 5101F**10
 Dept/Division :

Exclude Object Codes:

Account Number	Account Name	YTD Allotment	YTD Expenditures	O/S Encumbrance	Available Funds	Unallotted Balance
<hr/>						
Tot Appropriation						
5101F011010IB129230	RT11 COMM PORT CABRAS	1,400,000.00	1,400,000.00	372,373.37	1,027,626.63	
1,400,000.00		1,400,000.00				
<hr/>						
IB129 PROGRAM TOTALS		Count:	1			
1,400,000.00		1,400,000.00		372,373.37	1,027,626.63	
<hr/>						
10 DIVISION TOTALS		Count:	1			
1,400,000.00		1,400,000.00		372,373.37	1,027,626.63	
<hr/>						
10 DEPARTMENT TOTALS:		Count:	1			
1,400,000.00		1,400,000.00		372,373.37	1,027,626.63	
<hr/>						
F01 APTYP+FY TOTALS:		Count:	1			
1,400,000.00		1,400,000.00		372,373.37	1,027,626.63	
<hr/>						
5101F021068IB154230	ROUTE 17 RECONSTRUCT AND WIDEN					
87,085.45		87,085.45	62,471.45		24,614.00	
5101F021068IB154450	ROUTE 17 RECONSTRUCT AND WIDEN					
<hr/>						
IB154 PROGRAM TOTALS		Count:	2			
87,085.45		87,085.45	62,471.45		24,614.00	
<hr/>						
5101F021068IB155230	ROUTE 25 RECONSTRUCT/WIDENING					
930,956.59		687,147.57	53,461.55	877,495.04	243,809.02-	243,809.02
5101F021068IB155450	ROUTE 25 RECONSTRUCT/WIDENING					
<hr/>						
IB155 PROGRAM TOTALS		Count:	2			
930,956.59		687,147.57	53,461.55	877,495.04	243,809.02-	243,809.02
<hr/>						
5101F021068TC142230	ROUTE 4 ROADWAY EMBANKMENT RES					
15,000.00		15,000.00		15,000.00		
<hr/>						
TC142 PROGRAM TOTALS		Count:	1			
15,000.00		15,000.00		15,000.00		
<hr/>						
5101F021068TC145230	ROUTE 4 PERM RESTOR AS-ALONSO					
218,420.00		218,420.00			218,420.00	
<hr/>						
TC145 PROGRAM TOTALS		Count:	1			
218,420.00		218,420.00			218,420.00	
<hr/>						
5101F021068TC146230	AGFAYAN BRIDGE TEMP RESTORATN					
10,504.59		10,504.59	811.30	9,693.29		

User ID : DPWUENB
 To date : 3/2013
 Account : 5101F**10
 Dept/Division :

Exclude Object Codes:

Account Number	Account Name	YTD Allotment	YTD Expenditures	O/S Encumbrance	Available Funds	Unallotted Balance
TC146 PROGRAM TOTALS	Count:		1			
10,504.59	10,504.59		811.30	9,693.29		
68 DIVISION TOTALS	Count:		7			
1,261,966.63	1,018,157.61		116,744.30	902,188.33	775.02-	243,809.02
10 DEPARTMENT TOTALS:	Count:		7			
1,261,966.63	1,018,157.61		116,744.30	902,188.33	775.02-	243,809.02
F02 APTYP+FY TOTALS:	Count:		7			
1,261,966.63	1,018,157.61		116,744.30	902,188.33	775.02-	243,809.02

5101F031068IB166230 CHAIN LINK FENCE RESTORATION

IB166 PROGRAM TOTALS Count: 1

5101F031068IB191230 FLH TECHNICAL ASSISTANCE
 91,435.56 91,435.56

IB191 PROGRAM TOTALS Count: 1
 91,435.56 91,435.56

5101F031068IB192450 ROUTE 3 RECONSTRC AND WIDENING
 5,500,211.11 5,500,211.11 5,500,211.11

IB192 PROGRAM TOTALS Count: 1
 5,500,211.11 5,500,211.11

5101F031068PG174111 RT. 4 AS-MISA BRIDGE (TP)

5101F031068PG174112 RT. 4 AS-MISA BRIDGE (TP)

5101F031068PG174113 RT. 4 AS-MISA BRIDGE (TP)

5101F031068PG174230 RT. 4 AS-MISA BRIDGE (TP)
 106,785.11 106,785.11 106,785.11

5101F031068PG174450 RT. 4 AS-MISA BRIDGE (TP)

PG174 PROGRAM TOTALS Count: 5
 106,785.11 106,785.11 106,785.11

5101F031068PG176111 RT. 4, AGPAYAN BRIDGE

User ID. . . . : DFWDUENB
 To date. . . . : 3/2013
 Account. . . . : 5101F**10
 Dept/Division :

Exclude Object Codes:

<u>Account Number</u>	<u>Account Name</u>	<u>YTD Expenditures</u>	<u>O/S Encumbrance</u>	<u>Available Funds</u>	<u>Unallotted Balance</u>
5101F031068PG176112	RT. 4, AGFAYAN BRIDGE				
5101F031068PG176113	RT. 4, AGFAYAN BRIDGE				
5101F031068PG176230	RT. 4, AGFAYAN BRIDGE	3,224,081.13	81.13	3,224,000.00	
5101F031068PG176450	RT. 4, AGFAYAN BRIDGE	3,224,081.13			
PG176 PROGRAM TOTALS		Count: 5	81.13	3,224,000.00	
		3,224,081.13			
5101F031068PG177111	RT. 4, AJAYAN BRIDGE TP				
5101F031068PG177112	RT. 4, AJAYAN BRIDGE TP				
5101F031068PG177113	RT. 4, AJAYAN BRIDGE TP				
5101F031068PG177230	RT. 4, AJAYAN BRIDGE TP	218,706.79	218,706.79		
5101F031068PG177450	RT. 4, AJAYAN BRIDGE TP	218,706.79			
PG177 PROGRAM TOTALS		Count: 5	218,706.79		
		218,706.79			
5101F031068PG181111	RT6A, MURRAY SCOUR PERMNT TP				
5101F031068PG181112	RT6A, MURRAY SCOUR PERMNT TP				
5101F031068PG181113	RT6A, MURRAY SCOUR PERMNT TP				
5101F031068PG181230	RT6A, MURRAY SCOUR PERMNT TP	466,218.28	436,218.57	29,999.71	
5101F031068PG181450	RT6A, MURRAY SCOUR PERMNT TP	466,218.28			
PG181 PROGRAM TOTALS		Count: 5	436,218.57	29,999.71	
		466,218.28			
68	DIVISION TOTALS	Count: 23	6,353,438.27	3,253,999.71	
		9,607,437.98			
10	DEPARTMENT TOTALS:	Count: 23	6,353,438.27	3,253,999.71	
		9,607,437.98			
F03	APTYP+FY TOTALS:	Count: 23	6,353,438.27	3,253,999.71	
		9,607,437.98			
5101F041068IB111230	RTE 10A PORTION REHAB	348,464.48	261,009.65	87,454.83	
		348,464.48			

Run Date . : 4/19/13
 Run Time . : 12:56:56

STATEMENT OF APPROPRIATIONS, ALLOTMENT, OUTSTANDING ENCUMBRANCE AND EXPENDITURES

Page . : 4
 Program : PRTAPPN

User ID . . . : DPWUENB
 To date . . . : 3/2013
 Account . . . : 5101F**10
 Dept/Division :

Exclude Object Codes:

<u>Account Number</u>	<u>Account Name</u>	<u>YTD Expenditures</u>	<u>O/S Encumbrance</u>	<u>Available Funds</u>	<u>Unallotted Balance</u>
<u>Tot Appropriation</u>	<u>YTD Allotment</u>				
IB111 PROGRAM TOTALS	Count:	1			
348,464.48	348,464.48		261,009.65	87,454.83	
5101F041068IB112230 RTE 5 & RTE 12 PORTION RECON				25,158.35	
25,158.35	25,158.35				
IB112 PROGRAM TOTALS	Count:	1			
25,158.35	25,158.35			25,158.35	
5101F041068IB116230 RTE 14B RECON/WIDEN DESIGN				50,000.00	
393,112.57	393,112.57		343,112.57		
IB116 PROGRAM TOTALS	Count:	1			
393,112.57	393,112.57		343,112.57	50,000.00	
5101F041068IB167230 ISWIDE HWY HAZARD ELIM					
5101F041068IB167450 ISWIDE HWY HAZARD ELIM				1,159,409.31	
1,159,409.31	1,159,409.31				
IB167 PROGRAM TOTALS	Count:	2			
1,159,409.31	1,159,409.31			1,159,409.31	
68 DIVISION TOTALS	Count:	5			
1,926,144.71	1,926,144.71		604,122.22	1,322,022.49	
5101F041098PA109111 RECRUIT ENGINEERING PERSONNEL				221,044.34	
304,059.94	304,059.94	83,015.60			
5101F041098PA109112 RECRUIT ENGINEERING PERSONNEL					
5101F041098PA109113 RECRUIT ENGINEERING PERSONNEL				161,549.69	
197,378.80	197,378.80	35,829.11			
5101F041098PA109220 RECRUIT ENGINEERING PERSONNEL				12,000.00	
12,000.00	12,000.00				
5101F041098PA109230 RECRUIT ENGINEERING PERSONNEL				41,063.29	
94,526.64	94,526.64	9,529.78	43,933.57		
5101F041098PA109240 RECRUIT ENGINEERING PERSONNEL					
5,752.37	5,752.37		5,752.37		
5101F041098PA109250 RECRUIT ENGINEERING PERSONNEL					
11,350.00	11,350.00		11,350.00		
PA109 PROGRAM TOTALS	Count:	7			
625,067.75	625,067.75	128,374.49	61,035.94	435,657.32	
98 DIVISION TOTALS	Count:	7			
625,067.75	625,067.75	128,374.49	61,035.94	435,657.32	
10 DEPARTMENT TOTALS:	Count:	12			
2,551,212.46	2,551,212.46	128,374.49	665,158.16	1,757,679.81	

FG4	APTYP+FY TOTALS:	Count:	12		
	2,551,212.46	2,551,212.46	128,374.49	665,158.16	1,757,679.81

5101F051068IB101230	RTE8/10/16 TRAFFIC INSTALP PRJ				
	2,035,846.83	2,035,846.83		996,244.80	1,039,602.03

User ID : DPWUENE
 To date : 3/2013
 Account : 5101F**10
 Dept/Division :

Exclude Object Codes:

<u>Account Number</u>	<u>Account Name</u>	<u>YTD Allotment</u>	<u>YTD Expenditures</u>	<u>O/S Encumbrance</u>	<u>Available Funds</u>	<u>Unallotted Balance</u>
IB101 PROGRAM TOTALS	Count:		1			
2,035,846.83	2,035,846.83			996,244.80	1,039,602.03	
5101F051068IB103230	RTE27 PINEGAYAN RECONS RT 1-16					
1,768,318.33	1,768,318.33			368,318.36	1,399,999.97	
IB103 PROGRAM TOTALS	Count:		1			
1,768,318.33	1,768,318.33			368,318.36	1,399,999.97	
5101F051068IB104230	RTE29 RECONS&WIDENING RTE 1-15					
350,267.10	350,267.10			230,267.10	120,000.00	
IB104 PROGRAM TOTALS	Count:		1			
350,267.10	350,267.10			230,267.10	120,000.00	
5101F051068IB105230	TRAFFIC SIG SYS UPGRADE ISWIDE					
236,296.31	236,296.31			183,296.31	53,000.00	
IB105 PROGRAM TOTALS	Count:		1			
236,296.31	236,296.31			183,296.31	53,000.00	
5101F051068IB110230	RTE26 MACHECHE RECON/WIDENING					
447,759.80	447,759.80	20,259.80		147,500.00	280,000.00	
IB110 PROGRAM TOTALS	Count:		1			
447,759.80	447,759.80	20,259.80		147,500.00	280,000.00	
5101F051068IB118363	COMPLETION TRAFFIC MGMT CENTER					
666.73	666.73			666.73		
IB118 PROGRAM TOTALS	Count:		1			
666.73	666.73			666.73		
5101F051068IB121220	HIGHWAY PLANNING TECH TRANSFER					
5101F051068IB121230	HIGHWAY PLANNING TECH TRANSFER					
28,703.91	28,703.91			28,602.40	101.51	
5101F051068IB121250	HIGHWAY PLANNING TECH TRANSFER					
417.00	417.00				417.00	
5101F051068IB121363	HIGHWAY PLANNING TECH TRANSFER					
10,922.04	10,922.04			10,917.48	4.56	

User ID . . . : DPWDUENB
 To date . . . : 3/2013
 Account . . . : 5101F**10
 Dept/Division :

Exclude Object Codes:

<u>Account Number</u>	<u>Account Name</u>	<u>YTD Allotment</u>	<u>YTD Expenditures</u>	<u>O/S Encumbrance</u>	<u>Available Funds</u>	<u>Unallotted Balance</u>
5101F051068IB121450	HIGHWAY PLANNING TECH TRANSFER					

IB121 PROGRAM TOTALS		Count:	5			
		40,042.95	40,042.95	39,519.88	523.07	

5101F051068IB122220	HWY PLANNING TECH TRNSFR/TRNG					
		18,788.38	18,788.38	15,561.78	1,105.60	
5101F051068IB122230	HWY PLANNING TECH TRNSFR/TRNG					
		75,281.40	75,281.40	57,961.40		
5101F051068IB122250	HWY PLANNING TECH TRNSFR/TRNG					
		15,209.28	15,209.28	15,098.52	110.76	
5101F051068IB122280	HWY PLANNING TECH TRNSFR/TRNG					
		6,541.16	6,541.16	4,723.78		
5101F051068IB122363	HWY PLANNING TECH TRNSFR/TRNG					
		31,719.00	31,719.00	9,355.16	19,002.79	

IB122 PROGRAM TOTALS		Count:	5			
		147,539.22	147,539.22	89,259.86	20,219.15	

5101F051068IB123230	PIGUA BRIDGE REPLACEMENT					
		321,508.76	321,508.76	201,584.06	119,924.70	

IB123 PROGRAM TOTALS		Count:	1			
		321,508.76	321,508.76	201,584.06	119,924.70	

5101F051068IB124230	BILE BRIDGE REPLACEMENT					
		400,000.00	400,000.00	121,527.00	278,473.00	

IB124 PROGRAM TOTALS		Count:	1			
		400,000.00	400,000.00	121,527.00	278,473.00	

68 DIVISION TOTALS		Count:	18			
		5,748,246.03	5,748,246.03	58,320.01	2,378,184.10	3,311,741.92

10 DEPARTMENT TOTALS:		Count:	18			
		5,748,246.03	5,748,246.03	58,320.01	2,378,184.10	3,311,741.92

F05 APTYP+FY TOTALS:		Count:	18			
		5,748,246.03	5,748,246.03	58,320.01	2,378,184.10	3,311,741.92

5101F061068IB113230	FY06 COMPAC NEW SOLID WASTE LF					
		62,038.79	62,038.79	62,038.79		

IB113 PROGRAM TOTALS		Count:	1			
		62,038.79	62,038.79	62,038.79		

User ID : DPWUENE
 To date : 3/2013
 Account : 5101F**10
 Dept/Division :

Exclude Object Codes:

Account Number	Account Name	YTD Allotment	YTD Expenditures	O/S Encumbrance	Available Funds	Unallotted Balance
00	DIVISION TOTALS	Count:	1			
	62,038.79	62,038.79		62,038.79		
5101F061068IB106230	ISLANDWIDE PROG MGMT SERVICES					
	7,314,155.05	7,314,155.05	1,468,018.90	5,174,183.58	671,952.57	
5101F061068IB106450	ISLANDWIDE PROG MGMT SERVICES					
IB106	PROGRAM TOTALS	Count:	2			
	7,314,155.05	7,314,155.05	1,468,018.90	5,174,183.58	671,952.57	
5101F061068IB110230	PIGUA/BILE BRIDGE REPLACEMENT					
	885.10	885.10		885.10		
5101F061068IB110240	PIGUA/BILE BRIDGE REPLACEMENT					
	4,486.82	4,486.82		4,486.82		
IB110	PROGRAM TOTALS	Count:	2			
	5,371.92	5,371.92		5,371.92		
5101F061068IB112230	SAFETY IMPROVE PROJ ZONE SIGNS					
5101F061068IB112450	SAFETY IMPROVE PROJ ZONE SIGNS					
	49,282.00	49,282.00		49,282.00		
IB112	PROGRAM TOTALS	Count:	2			
	49,282.00	49,282.00		49,282.00		
68	DIVISION TOTALS	Count:	6			
	7,368,808.97	7,368,808.97	1,468,018.90	5,228,837.50	671,952.57	
10	DEPARTMENT TOTALS:	Count:	7			
	7,430,847.76	7,430,847.76	1,468,018.90	5,290,876.29	671,952.57	
F06	APYFP+FY TOTALS:	Count:	7			
	7,430,847.76	7,430,847.76	1,468,018.90	5,290,876.29	671,952.57	
5101F071000IB113230	DOI CIP PROJ NEW MSWLF SUPPL					
	130,535.55	130,535.55		130,535.55		
IB113	PROGRAM TOTALS	Count:	1			
	130,535.55	130,535.55		130,535.55		
00	DIVISION TOTALS	Count:	1			
	130,535.55	130,535.55		130,535.55		
10	DEPARTMENT TOTALS:	Count:	1			
	130,535.55	130,535.55		130,535.55		
F07	APYFP+FY TOTALS:	Count:	1			
	130,535.55	130,535.55		130,535.55		

5101F0810001B112230 DOI CIP NORTH TRSER STA PHASE1

User ID : DPWUENB
 To date : 3/2013
 Account : 5101F**10 Exclude Object Codes:
 Dept/Division :

<u>Account Number</u>	<u>Account Name</u>	<u>YTD Allotment</u>	<u>YTD Expenditures</u>	<u>O/S Encumbrance</u>	<u>Available Funds</u>	<u>Unallotted Balance</u>
<hr/>						
IB112 PROGRAM TOTALS		Count:	1			
<hr/>						
5101F081000IB113230 DOI CIP PRJ-NEW MSWLF SUPPLMNT						
<hr/>						
IB113 PROGRAM TOTALS		Count:	1			
<hr/>						
00 DIVISION TOTALS		Count:	2			
<hr/>						
5101F081068IB104230 RT 4 YLIG BRIDGE TEMP REPAIR						
11,927.45		11,927.45			11,927.45	
<hr/>						
IB104 PROGRAM TOTALS		Count:	1			
11,927.45		11,927.45			11,927.45	
<hr/>						
5101F081068IB105230 RT4 YLIG BRIDGE YONA STEEL PLT						
20,000.00		20,000.00			20,000.00	
<hr/>						
IB105 PROGRAM TOTALS		Count:	1			
20,000.00		20,000.00			20,000.00	
<hr/>						
5101F081068IB106111 ROUTE 1 U-TURN RECONS TAMUNING						
5101F081068IB106112 ROUTE 1 U-TURN RECONS TAMUNING						
5101F081068IB106113 ROUTE 1 U-TURN RECONS TAMUNING						
5101F081068IB106230 ROUTE 1 U-TURN RECONS TAMUNING						
125,474.96		125,474.96			125,474.96	
<hr/>						
IB106 PROGRAM TOTALS		Count:	4			
125,474.96		125,474.96			125,474.96	
<hr/>						
5101F081068IB107111 OKKODO SCHOOL TRAFFIC SIGNAL						
5101F081068IB107112 OKKODO SCHOOL TRAFFIC SIGNAL						
5101F081068IB107113 OKKODO SCHOOL TRAFFIC SIGNAL						

Run Date . . : 4/19/13
 Run Time . . : 12:56:56

STATEMENT OF APPROPRIATIONS, ALLOTMENT, OUTSTANDING ENCUMBRANCE AND EXPENDITURES

Page . . : 11
 Program: PRTAPPN

User ID . . . : DPWUENB
 To date . . . : 3/2013
 Account . . . : 5101F**10
 Dept/Division :

Exclude Object Codes:

<u>Account Number</u>	<u>Account Name</u>	<u>YTD Allotment</u>	<u>YTD Expenditures</u>	<u>O/S Encumbrance</u>	<u>Available Funds</u>	<u>Unalloted Balance</u>
5101F081068IB107230	OKKODO SCHOOL TRAFFIC SIGNAL	20,589.00			20,589.00	
IB107 PROGRAM TOTALS		Count:	4		20,589.00	
5101F081068IB108450	RTE 1 SKATE PRK PED BARR SIGNAL	100,169.28			100,169.28	
IB108 PROGRAM TOTALS		Count:	1		100,169.28	
5101F081068IB109450	RTE15 RESTORE RDWY CONCRTE GUT	195,094.65			195,094.65	
IB109 PROGRAM TOTALS		Count:	1		195,094.65	
5101F081068IB110230	ISLANDWIDE LED SIGNAL UPGRADE					
IB110 PROGRAM TOTALS		Count:	1			
68	DIVISION TOTALS	Count:	13		473,255.34	
10	DEPARTMENT TOTALS:	Count:	15		473,255.34	
F08	APTYP+FY TOTALS:	Count:	15		473,255.34	
5101F091000IB111230	COMP IMP SCHOOL LEASEBACK PROJ					
IB111 PROGRAM TOTALS		Count:	1			
00	DIVISION TOTALS	Count:	1			
5101F091068AR112230	ARRA-MASSO RIVER BDGE EMBKMNT					

Run Date . : 4/19/13
 Run Time . : 12:56:56

STATEMENT OF APPROPRIATIONS, ALLOTMENT, OUTSTANDING ENCUMBRANCE AND EXPENDITURES

Page . : 12
 Program: PRTAPPN

User ID . . . : DPWDUENB
 To date . . . : 3/2013
 Account . . . : 5101F**10
 Dept/Division :

Exclude Object Codes:

<u>Account Number</u>	<u>Account Name</u>	<u>YTD Allotment</u>	<u>YTD Expenditures</u>	<u>O/S Encumbrance</u>	<u>Available Funds</u>	<u>Unallotted Balance</u>
AR112 PROGRAM TOTALS		Count:	1			
5101F091068AR113230	ARRA RT2 CUVLERTS & CETTI BAY	.20	.20		.20	
AR113 PROGRAM TOTALS		Count:	1		.20	
5101F091068AR114230	ARRA RTE17 RESURF & WIDENING	1,081,005.29	1,081,005.29	1,081,005.29		
AR114 PROGRAM TOTALS		Count:	1		1,081,005.29	
5101F091068AR116230	ARRA RT 4 PAGOBY TALAFOFO BAY	2,654,562.38	2,654,562.38	1,435,927.94	1,218,634.44	
AR116 PROGRAM TOTALS		Count:	1		1,218,634.44	
5101F091068AR155230	ARRA-RTE 25 RECNSR & WIDENING	163,099.00	163,099.00		163,099.00	
AR155 PROGRAM TOTALS		Count:	1		163,099.00	
5101F091068IB101230	RTE3A; JINAPSAN PROP COORD MTG	57,212.08	57,212.08		57,212.08	
IB101 PROGRAM TOTALS		Count:	1		57,212.08	
5101F091068IB102111	ISLDWIDE PVMNT MRKNG IMPRVMT					
5101F091068IB102112	ISLDWIDE PVMNT MRKNG IMPRVMT					
5101F091068IB102113	ISLDWIDE PVMNT MRKNG IMPRVMT					
5101F091068IB102450	ISLDWIDE PVMNT MRKNG IMPRVMT	243,623.30	243,623.30		243,623.30	

Run Date . : 4/19/13
 Run Time . : 12:56:56

STATEMENT OF APPROPRIATIONS, ALLOTMENT, OUTSTANDING ENCUMBRANCE AND EXPENDITURES

Page . : 13
 Program: PRTAPPN

User ID . . . : DPWUENB
 To date . . . : 3/2013
 Account . . . : 5101F**10
 Dept/Division :

Exclude Object Codes:

<u>Account Number</u>	<u>Account Name</u>	<u>YTD Allotment</u>	<u>YTD Expenditures</u>	<u>O/S Encumbrance</u>	<u>Available Funds</u>	<u>Unallotted Balance</u>
<hr/>						
IB102 PROGRAM TOTALS		Count:	4			
243,623.30		243,623.30			243,623.30	
<hr/>						
5101F091068IB103111	RTE 4 RESURFACING TO RTE 10					
5101F091068IB103112	RTE 4 RESURFACING TO RTE 10					
5101F091068IB103113	RTE 4 RESURFACING TO RTE 10					
5101F091068IB103230	RTE 4 RESURFACING TO RTE 10					
5101F091068IB103450	RTE 4 RESURFACING TO RTE 10					
8,073,984.06		8,073,984.06		7,814,763.59	259,220.47	
<hr/>						
IB103 PROGRAM TOTALS		Count:	5			
8,073,984.06		8,073,984.06		7,814,763.59	259,220.47	
<hr/>						
5101F091068IB104111	LEGAL SERVICES-DIRECT COST HWY					
173,824.19		173,824.19	21,270.80		152,553.39	
5101F091068IB104113	LEGAL SERVICES-DIRECT COST HWY					
48,916.20		48,916.20	8,459.76		40,456.44	
5101F091068IB104230	LEGAL SERVICES-DIRECT COST HWY					
5101F091068IB104240	LEGAL SERVICES-DIRECT COST HWY					
<hr/>						
IB104 PROGRAM TOTALS		Count:	4			
222,740.39		222,740.39	29,730.56		193,009.83	
<hr/>						
5101F091068IB105230	RT4 YLIG BRIDGE PHSE 1 REPLACE					
3,966,880.07		3,966,880.07		3,694,909.62	271,970.45	
<hr/>						
IB105 PROGRAM TOTALS		Count:	1			
3,966,880.07		3,966,880.07		3,694,909.62	271,970.45	
<hr/>						
5101F091068IB106230	NORTH GUAM SIGNALIZATION PROJ					
94,003.02		94,003.02		94,003.02		
5101F091068IB106450	NORTH GUAM SIGNALIZATION PROJ					
<hr/>						
IB106 PROGRAM TOTALS		Count:	2			
94,003.02		94,003.02		94,003.02		
<hr/>						
5101F091068IB107230	RT.16,GMF GNG INTERSECTION					
211,177.08		211,177.08	144,021.38	9,999.99	57,155.71	

Run Date : 4/19/13
 Run Time : 12:56:56

STATEMENT OF APPROPRIATIONS, ALLOTMENT, OUTSTANDING ENCUMBRANCE AND EXPENDITURES

Page : 14
 Program: PRTAPPN

User ID : DPWUENB
 To date : 3/2013
 Account : 5101F**10
 Dept/Division :

Exclude Object Codes:

Account Number	Account Name	YTD Allotment	YTD Expenditures	O/S Encumbrance	Available Funds	Unallotted Balance
<hr/>						
IB107 PROGRAM TOTALS		Count:	1			
211,177.08		211,177.08	144,021.38	9,999.99	57,155.71	
<hr/>						
5101F091068IB108230	TRAFFIC SGNL: GPS CLOCKS/LOOPS					
1,020.00		1,020.00			1,020.00	
<hr/>						
IB108 PROGRAM TOTALS		Count:	1			
1,020.00		1,020.00			1,020.00	
<hr/>						
5101F091068IB109230	RT 11 SHORE PROTECTION CABRAS					
287,029.42		287,029.42		287,029.42		
<hr/>						
IB109 PROGRAM TOTALS		Count:	1			
287,029.42		287,029.42		287,029.42		
<hr/>						
5101F091068IB110230	ROUTE 2 TEMP TRAFFIC CONTROL					
36,000.00		36,000.00			36,000.00	
<hr/>						
IB110 PROGRAM TOTALS		Count:	1			
36,000.00		36,000.00			36,000.00	
<hr/>						
5101F091068IB111230	RT 15 RESTORATION					
512,591.49		512,591.49	61,706.68	128,500.00	322,384.81	
<hr/>						
IB111 PROGRAM TOTALS		Count:	1			
512,591.49		512,591.49	61,706.68	128,500.00	322,384.81	
<hr/>						
5101F091068IB112230	MASSO RIVER BRIDGE EMBKMT RESTR					
<hr/>						
IB112 PROGRAM TOTALS		Count:	1			
<hr/>						
5101F091068IB113230	RECONSTR/REHAB RTE 2 CULVERTS					
189,872.84		189,872.84			189,872.84	
<hr/>						
IB113 PROGRAM TOTALS		Count:	1			
189,872.84		189,872.84			189,872.84	
<hr/>						
5101F091068IB114230	RTE17 RESURFACING & WIDENING					
2,094,293.97		2,094,293.97	244,081.82	1,370,970.76	479,241.39	

Run Date : 4/19/13
 Run Time : 12:56:56

STATEMENT OF APPROPRIATIONS, ALLOTMENT, OUTSTANDING ENCUMBRANCE AND EXPENDITURES

Page : 15
 Program: PRTAPPN

User ID : DPWDUENB
 To date : 3/2013
 Account : 5101F**10
 Dept/Division :

Exclude Object Codes:

Account Number	Account Name	YTD Allotment	YTD Expenditures	O/S Encumbrance	Available Funds	Unallotted Balance
<hr/>						
IB114 PROGRAM TOTALS	Count:	1				
2,094,293.97	2,094,293.97		244,081.82	1,370,970.76	479,241.39	
<hr/>						
5101F091068IB116230	ROUTE 4 PAGO BAY-TALOPOPO BAY					
1,358,194.52	1,358,194.52			1,099,684.05	258,510.47	
<hr/>						
IB116 PROGRAM TOTALS	Count:	1				
1,358,194.52	1,358,194.52			1,099,684.05	258,510.47	
<hr/>						
5101F091068IB117230	RT.14 RESURFACING(RT1-ARCHBIS)					
<hr/>						
IB117 PROGRAM TOTALS	Count:	1				
<hr/>						
5101F091068IB118230	TECH SUP.SER. CONST.MNGMNT INS					
387,150.03	387,150.03			387,150.03		
<hr/>						
IB118 PROGRAM TOTALS	Count:	1				
387,150.03	387,150.03			387,150.03		
<hr/>						
5101F091068IB119230	TECH SUP.SER. ROADWAY & BRIDGE					
565,924.42	565,924.42			547,816.54	18,107.88	
<hr/>						
IB119 PROGRAM TOTALS	Count:	1				
565,924.42	565,924.42			547,816.54	18,107.88	
<hr/>						
68 DIVISION TOTALS	Count:	34				
22,200,363.56	22,200,363.56		1,915,468.38	17,897,565.75	2,387,329.43	
<hr/>						
10 DEPARTMENT TOTALS:	Count:	35				
22,200,363.56	22,200,363.56		1,915,468.38	17,897,565.75	2,387,329.43	
<hr/>						
F09 APTYP+FY TOTALS:	Count:	35				
22,200,363.56	22,200,363.56		1,915,468.38	17,897,565.75	2,387,329.43	
<hr/>						
5101F101000IB111290	COMP IMP-SCHOOL LEASEBACK PROJ					
<hr/>						
IB111 PROGRAM TOTALS	Count:	1				
<hr/>						
00 DIVISION TOTALS	Count:	1				
<hr/>						
5101F101068AR002230	GTP - PAC ISLD TRNG CTR (ARRA)					
365,179.93	365,179.93		6,305.30	358,874.63		

Run Date . : 4/19/13
 Run Time . : 12:56:56

STATEMENT OF APPROPRIATIONS, ALLOTMENT, OUTSTANDING ENCUMBRANCE AND EXPENDITURES

Page . : 16
 Program: PRTAPPN

User ID . . . : DPWUENB
 To date . . . : 3/2013
 Account . . . : 5101F**10
 Dept/Division :

Exclude Object Codes:

<u>Account Number</u>	<u>Account Name</u>	<u>YTD Allotment</u>	<u>YTD Expenditures</u>	<u>O/S Encumbrance</u>	<u>Available Funds</u>	<u>Unalloted Balance</u>
AR002 PROGRAM TOTALS	Count:	1				
365,179.93	365,179.93		6,305.30	358,874.63		

5101F101068AR112230	GUAM TRANSP TRAINING PRG (ARRA)					
190,057.17	190,057.17			190,057.17		
AR112 PROGRAM TOTALS	Count:	1				
190,057.17	190,057.17			190,057.17		

5101F101068IB001230	TALEYFAK SPANISH BRDGE RESTORE					
141,361.04	141,361.04		95,899.63	45,461.41		
IB001 PROGRAM TOTALS	Count:	1				
141,361.04	141,361.04		95,899.63	45,461.41		

5101F101068IB102230	TECH SUPPRT GEOTECH ENGINEERNG					
IB102 PROGRAM TOTALS	Count:	1				

5101F101068IB103230	TECH SUPPORT QUALITY ASSURANCE					
657,631.39	657,631.39		6,226.18	644,438.44	6,966.77	
IB103 PROGRAM TOTALS	Count:	1				
657,631.39	657,631.39		6,226.18	644,438.44	6,966.77	

5101F101068IB104230	ARCHAEOLOGICAL SUPPORT-PROF SVC					
704,987.15	704,987.15		11,253.62	455,833.53	237,900.00	
IB104 PROGRAM TOTALS	Count:	1				
704,987.15	704,987.15		11,253.62	455,833.53	237,900.00	

5101F101068IB105230	RT 7A PAVEMENT REHAB & SAFETY					
2,391,189.53	2,391,189.53		1,084,862.60	1,300,169.33	6,157.60	
IB105 PROGRAM TOTALS	Count:	1				
2,391,189.53	2,391,189.53		1,084,862.60	1,300,169.33	6,157.60	

5101F101068IB106230	ISLANDWDE PROF CONSTRUCTN MGMT					
4,672,983.66	4,672,983.66		1,592,844.19	2,527,232.18	552,907.29	

Run Date : 4/19/13
 Run Time : 12:56:56

STATEMENT OF APPROPRIATIONS, ALLOTMENT, OUTSTANDING ENCUMBRANCE AND EXPENDITURES

Page : 17
 Program: PRTAPPN

User ID : DPWUENE
 To date : 3/2013
 Account : 5101F**10
 Dept/Division :

Exclude Object Codes:

Account Number	Account Name	YTD Allotment	YTD Expenditures	O/S Encumbrance	Available Funds	Unallotted Balance
IB106 PROGRAM TOTALS	Count:					
4,672,983.66	4,672,983.66	1	1,592,844.19	2,527,232.18	552,987.29	
68 DIVISION TOTALS	Count:					
9,123,389.87	9,123,389.87	8	2,797,391.52	5,522,066.69	803,931.66	
10 DEPARTMENT TOTALS:	Count:					
9,123,389.87	9,123,389.87	9	2,797,391.52	5,522,066.69	803,931.66	
F10 APTYP+FY TOTALS:	Count:					
9,123,389.87	9,123,389.87	9	2,797,391.52	5,522,066.69	803,931.66	
5101F111068DR102230 RT 3 FROM RT 28 CHALAN KARETA						
2,057,100.37	2,057,100.37			2,057,100.37		
DR102 PROGRAM TOTALS	Count:					
2,057,100.37	2,057,100.37	1		2,057,100.37		
5101F111068DR103230 PROF ENGINEERING SERV RT1 & 3						
511,478.00	511,478.00			511,478.00		
DR103 PROGRAM TOTALS	Count:					
511,478.00	511,478.00	1		511,478.00		
5101F111068DR108230 RTE11,RTE01 TO PAG/TRUCK ENFR						
10,738,331.50	10,738,331.50		3,671,997.30	6,632,717.81	433,616.39	
DR108 PROGRAM TOTALS	Count:					
10,738,331.50	10,738,331.50	1	3,671,997.30	6,632,717.81	433,616.39	
5101F111068DR120230 RT 1, RT 8 /RT1 AGANA BRIDGE						
7,837,993.05	7,837,993.05		675,055.12	7,162,936.94	.99	
DR120 PROGRAM TOTALS	Count:					
7,837,993.05	7,837,993.05	1	675,055.12	7,162,936.94	.99	
5101F111068IB10A230 RIGHT OF WAY ACQUIS & RELOCATN						
100,000.00	100,000.00			100,000.00		
IB10A PROGRAM TOTALS	Count:					
100,000.00	100,000.00	1		100,000.00		
5101F111068IB101230 RTE 4 TALOF/TOGCHA BRDGE REHAB						
563,176.43	563,176.43		317,725.06	245,451.37		

Run Date . : 4/19/13
 Run Time . : 12:56:56

STATEMENT OF APPROPRIATIONS, ALLOTMENT, OUTSTANDING ENCUMBRANCE AND EXPENDITURES

Page . : 18
 Program: PRTAPPN

User ID . . . : DPWUENE
 To date . . . : 3/2013
 Account . . . : 5101F**10
 Dept/Division :

Exclude Object Codes:

Account Number	Account Name	YTD Allotment	YTD Expenditures	O/S Encumbrance	Available Funds	Unallotted Balance
IB101 PROGRAM TOTALS	Count:	1				
563,176.43	563,176.43		317,725.06	245,451.37		

5101F111068IB104230	APPRAISAL SERVICES (IDIQ)			126,000.00		
126,000.00	126,000.00					
IB104 PROGRAM TOTALS	Count:	1				
126,000.00	126,000.00			126,000.00		

5101F111068IB105230	PROF ENGINEERING SERV BRIDGE			136,865.50		
136,865.50	136,865.50					
IB105 PROGRAM TOTALS	Count:	1				
136,865.50	136,865.50			136,865.50		

5101F111068IB107230	ALPACHO BRIDGE REPLACEMENT PROJ			110,808.70	32,827.12	
143,635.82	143,635.82					
IB107 PROGRAM TOTALS	Count:	1				
143,635.82	143,635.82			110,808.70	32,827.12	

5101F111068IB109230	RT 11, RT 1 TP PAG TRUCK ENF			380,979.29	94,528.23	
1,161,659.32	1,161,659.32		686,151.80			
IB109 PROGRAM TOTALS	Count:	1				
1,161,659.32	1,161,659.32		686,151.80	380,979.29	94,528.23	

5101F111068IB121230	RT 1, RT 8 /RT1 AGANA BRIDGE			4,424,848.52	10,796.19	
4,487,458.98	4,487,458.98		51,814.27			
IB121 PROGRAM TOTALS	Count:	1				
4,487,458.98	4,487,458.98		51,814.27	4,424,848.52	10,796.19	

68 DIVISION TOTALS	Count:	11				
27,863,698.97	27,863,698.97		5,402,743.55	21,889,186.50	571,768.92	

10 DEPARTMENT TOTALS:	Count:	11				
27,863,698.97	27,863,698.97		5,402,743.55	21,889,186.50	571,768.92	

F11 APYFP+FY TOTALS:	Count:	11				
27,863,698.97	27,863,698.97		5,402,743.55	21,889,186.50	571,768.92	

5101F121000IB111290	COMP IMP-SCHOOL LEASEBACK PROJ					

User ID : DPWUENB
 To date : 3/2013
 Account : 5101P**10
 Dept/Division :

Exclude Object Codes:

Account Number	Account Name	YTD Allotment	YTD Expenditures	O/S Encumbrance	Available Funds	Unallotted Balance
IB111 PROGRAM TOTALS	Count:		1			
00 DIVISION TOTALS	Count:		1			
5101F121068IB101230 TIYAN PARKWAY PHASE I						
6,275,063.23	6,275,063.23	156,131.38	194,728.72	5,924,203.13		
IB101 PROGRAM TOTALS	Count:		1			
6,275,063.23	6,275,063.23	156,131.38	194,728.72	5,924,203.13		
5101F121068IB102230 REPL PETRO DISTR PIPNG AND APP						
2,464,042.22	2,464,042.22			2,464,042.22		
IB102 PROGRAM TOTALS	Count:		1			
2,464,042.22	2,464,042.22			2,464,042.22		
5101F121068IB103230 ROUTE 33 (PLANNING STUDY)						
100,000.00	100,000.00			100,000.00		
IB103 PROGRAM TOTALS	Count:		1			
100,000.00	100,000.00			100,000.00		
5101F121068IB104230 JINAPSON BEACH RD (TO TARAGUE)						
1,800,000.00	1,800,000.00		1,240,000.00	560,000.00		
IB104 PROGRAM TOTALS	Count:		1			
1,800,000.00	1,800,000.00		1,240,000.00	560,000.00		
5101F121068IB105230 TECH SUPP-PROF CONSTR MGMT SVC						
1,270,350.00	1,270,350.00			1,270,350.00		
IB105 PROGRAM TOTALS	Count:		1			
1,270,350.00	1,270,350.00			1,270,350.00		
5101F121068IB106230 APPR REVIEW SVC ISLD CNSLT SVC						
200,000.00	200,000.00			200,000.00		
IB106 PROGRAM TOTALS	Count:		1			
200,000.00	200,000.00			200,000.00		
5101F121068IB107230 AMER WITH DISAB ACT COMPLIANCE						
150,000.00	150,000.00			150,000.00		

User ID : DPWUENB
 To date : 3/2013
 Account : 5101F**10
 Dept/Division :

Exclude Object Codes:

Account Number	Account Name	YTD Allotment	YTD Expenditures	O/S Encumbrance	Available Funds	Unalloted Balance
IB107 PROGRAM TOTALS		Count:	1			
150,000.00		150,000.00			150,000.00	
5101F121068IB108230	GU TRANSPORTATION TRAINING PRG					
404,189.00		404,189.00			404,189.00	
IB108 PROGRAM TOTALS		Count:	1			
404,189.00		404,189.00			404,189.00	
5101F121068IB109230	RTE 4 STRM WTR DRAIN TO RTE 10					
180,000.00		180,000.00			180,000.00	
IB109 PROGRAM TOTALS		Count:	1			
180,000.00		180,000.00			180,000.00	
5101F121068IB110230	RTE 4 DRAINAGE-MANELL CHANNEL					
150,000.00		150,000.00			150,000.00	
IB110 PROGRAM TOTALS		Count:	1			
150,000.00		150,000.00			150,000.00	
5101F121068IB111230	TECH SUPP SVCS ISLWDE ENG SVCS					
140,000.00		140,000.00			140,000.00	
IB111 PROGRAM TOTALS		Count:	1			
140,000.00		140,000.00			140,000.00	
5101F121068IB112230	RTE 1 BRIDGE REHAB-ASAN/AGUADA					
1,200,000.00		1,200,000.00			1,200,000.00	
IB112 PROGRAM TOTALS		Count:	1			
1,200,000.00		1,200,000.00			1,200,000.00	
68 DIVISION TOTALS		Count:	12			
14,333,644.45		14,333,644.45	156,131.38	1,434,728.72	12,742,784.35	
10 DEPARTMENT TOTALS:		Count:	13			
14,333,644.45		14,333,644.45	156,131.38	1,434,728.72	12,742,784.35	
F12 APTYP+FY TOTALS:		Count:	13			
14,333,644.45		14,333,644.45	156,131.38	1,434,728.72	12,742,784.35	
5101F131000IB111290	COMP IMP-SCHOOL LEASEBACK PROJ					
7,100,000.00		7,100,000.00	7,100,000.00			

Run Date . . : 4/19/13
 Run Time . . : 12:56:56

STATEMENT OF APPROPRIATIONS, ALLOTMENT, OUTSTANDING ENCUMBRANCE AND EXPENDITURES

Page . . : 21
 Program: PRTAPPN

User ID . . . : DPWUENE
 To date . . . : 3/2013
 Account . . . : 5101F**10
 Dept/Division :

Exclude Object Codes:

Account Number	Account Name	YTD Allotment	YTD Expenditures	O/S Encumbrance	Available Funds	Unalloted Balance
IB111	PROGRAM TOTALS	Count: 1				
	7,100,000.00	7,100,000.00	7,100,000.00			
00	DIVISION TOTALS	Count: 1				
	7,100,000.00	7,100,000.00	7,100,000.00			
5101F1310681E106230	ISLANDWIDE PROGRAM MANAGEMENT				7,578,000.00	
	7,578,000.00	7,578,000.00				
IB106	PROGRAM TOTALS	Count: 1			7,578,000.00	
	7,578,000.00	7,578,000.00				
68	DIVISION TOTALS	Count: 1			7,578,000.00	
	7,578,000.00	7,578,000.00				
10	DEPARTMENT TOTALS:	Count: 2			7,578,000.00	
	14,678,000.00	14,678,000.00	7,100,000.00			
F13	APYYP+FY TOTALS:	Count: 2			7,578,000.00	
	14,678,000.00	14,678,000.00	7,100,000.00			
5101F961098PA109230	HIGHWAY PLANNING TRAINING					
	824.56	824.56		824.56		
5101F961098PA108363	0677.1996.201.F.1098.6101.000					
	489.51	489.51		489.51		
PA108	PROGRAM TOTALS	Count: 2		1,314.07		
	1,314.07	1,314.07				
98	DIVISION TOTALS	Count: 2		1,314.07		
	1,314.07	1,314.07				
10	DEPARTMENT TOTALS:	Count: 2		1,314.07		
	1,314.07	1,314.07				
F96	APYYP+FY TOTALS:	Count: 2		1,314.07		
	1,314.07	1,314.07				
5101F9810101E101450	TUMON PRECINCT FACILITY				100.00	
	100.00	100.00				
IB101	PROGRAM TOTALS	Count: 1			100.00	
	100.00	100.00				
10	DIVISION TOTALS	Count: 1			100.00	
	100.00	100.00				
10	DEPARTMENT TOTALS:	Count: 1			100.00	
	100.00	100.00				
F98	APYYP+FY TOTALS:	Count: 1				

	100.00	100.00		100.00		
101 FUND TOTALS:	Count:	157				
116,804,012.67	116,560,203.65	19,143,192.53	62,837,715.80	34,579,295.32	243,809.02	
FINAL TOTALS	Count:	157				
116,804,012.67	116,560,203.65	19,143,192.53	62,837,715.80	34,579,295.32	243,809.02	

Office of Finance and Budget
DEPARTMENTAL FEDERAL FUNDING ABSTRACT
(Note: This form has a continuation page)

Department/Agency Head Certification	OFF-F07-03
Certified as to the accuracy of information contained herein:	
JON JAY ROJAS, ACTING DIRECTOR OF PUBLIC WORKS Name (Print)	
_____ Signature	
_____ Date	

Department/Agency: Department of Public Works/Office of Highway Safety

Grant Title	CFDA Number	Grant Award No.	Fiscal Year 2011					Fiscal Year 2012							
			FY 2011 Federal Grant Award Received	Grant Period	Indirect Cost Applied for/Amount Rec'd	FY 2011 Expenditures/Encumbrances 1/	FY 2011 Actual Federal Reimbursement	No. of FTE's Funded by Grant	Grant Award No.	FY 2012 Federal Grant Award Received	Grant Period	Indirect Cost Applied for/Amount Rec'd	FY 2012 Expenditures/Encumbrances 2/	FY 2012 Actual Federal Reimbursement	No. of FTE's Funded by Grant
Alcohol & Other Drugs	20.60	AL11 (N01)	\$ 304,814.29	Annual	-	\$ 270,214.38	\$ 204,516.38	2	AL12 (N01)	\$ 300,989.01	Annual	-	\$ 293,709.27	\$ 280,119.90	2
		AL11 (C01)	\$ 229,407.63	Annual	-	\$ 199,923.63	\$ 199,923.62		AL12 (C01)	\$ 122,715.22	Annual	-	\$ 118,756.04	\$ 118,756.04	
Occupant Protection	20.60	OP11 (N02)	\$ 172,761.25	Annual	-	\$ 161,899.12	\$ 160,360.12	2	OP12 (N02)	\$ 176,098.65	Annual	-	\$ 160,978.73	\$ 160,978.73	2
		OP11 (C02)	\$ 84,654.38	Annual	-	\$ 83,513.80	\$ 83,513.80		OP12 (C02)	\$ 21,602.72	Annual	-	\$ 15,538.43	\$ 15,538.43	
STEP	20.60	PT11 (N03)	\$ 39,364.42	Annual	-	\$ 20,901.15	\$ 20,901.15		PT12 (N03)	\$ 7,433.97	Annual	-	\$ 7,425.16	\$ 7,425.16	
		PT11 (C03)	\$ 154,141.22	Annual	-	\$ 136,571.14	\$ 103,700.55		PT12 (C03)	\$ 64,716.64	Annual	-	\$ 63,683.62	\$ 63,683.62	
EMS/Injury Prevention	20.60	EM11 (N04)	\$ -	Annual	-	\$ -	\$ -		EM12 (N04)	\$ -	Annual	-	\$ -	\$ -	
		EM11 (C04)	\$ 5,423.24	Annual	-	\$ 449.00	\$ -		EM12 (C04)	\$ -	Annual	-	\$ -	\$ -	
TRIMS	20.60	TR11 (N05)	\$ 11,517.54	Annual	-	\$ 9,148.22	\$ 9,148.22	1	TR12 (N05)	\$ 29,645.88	Annual	-	\$ 27,900.11	\$ 27,900.11	1
		TR11 (C05)	\$ 47,418.31	Annual	-	\$ 42,560.97	\$ 42,560.87		TR12 (C05)	\$ 6,591.54	Annual	-	\$ 6,591.54	\$ 6,591.54	
Planning & Administration	20.60	PA11 (N06)	\$ 58,717.50	Annual	-	\$ 57,001.89	\$ 54,773.64	2	PA12 (N06)	\$ 58,717.49	Annual	-	\$ 58,717.49	\$ 58,717.49	2
		PA11 (C06)	\$ 46,018.28	Annual	-	\$ 45,423.07	\$ 45,125.42		PA12 (C06)	\$ 2,608.47	Annual	-	\$ 2,608.47	\$ 2,608.47	
Roadway Safety	20.60	RS11 (N09)	\$ -	Annual	-	\$ -	\$ -		RS12 (N09)	\$ -	Annual	-	\$ -	\$ -	
		RS11 (C09)	\$ 223.68	Annual	-	\$ -	\$ -		RS12 (C09)	\$ 223.68	Annual	-	\$ -	\$ -	
Pedestrian/Bicycle Safety	20.60	PS11 (N18)	\$ -	Annual	-	\$ -	\$ -		PS12 (N18)	\$ -	Annual	-	\$ -	\$ -	
		PS11 (C18)	\$ 2,500.00	Annual	-	\$ 1,880.00	\$ 1,637.45		PS12 (C18)	\$ -	Annual	-	\$ -	\$ -	
Data Program SAFETEA-Lu	20.60	K911 (N40)	\$ 500,000.00	Annual	-	\$ -	\$ -		K912 (N40)	\$ 500,000.00	Annual	-	\$ -	\$ -	
		K911 (C40)	\$ 833,500.00	Annual	-	\$ 627,668.39	\$ 627,668.39		K912 (C40)	\$ 705,831.61	Annual	-	\$ 521,279.43	\$ 521,279.43	
Safety Belts Incentive	20.60	K411 (N41)	\$ -	Annual	-	\$ -	\$ -		K412 (N41)	\$ -	Annual	-	\$ -	\$ -	
		K411 (C41)	\$ 76,108.39	Annual	-	\$ 71,877.39	\$ 71,482.39		K412 (C41)	\$ 4,231.00	Annual	-	\$ 4,226.01	\$ 4,226.01	
Paid Media	20.60	PM11 (N17)	\$ -	Annual	-	\$ -	\$ -		PM12 (N17)	\$ 14,290.00	Annual	-	\$ 14,290.00	\$ 14,290.00	
		PM11 (C17)	\$ 3,800.00	Annual	-	\$ 3,800.00	\$ 3,800.00		PM12 (C17)	\$ -	Annual	-	\$ -	\$ -	
OP Incentive Grant	20.60	K211 (N20)	\$ 43,064.00	Annual	-	\$ 29,558.81	\$ 29,558.81		K212 (N20)	\$ 68,635.64	Annual	-	\$ 21,921.07	\$ 21,921.07	
		K211 (C20)	\$ 48,984.00	Annual	-	\$ 38,314.50	\$ 38,314.50		K212 (C20)	\$ 24,174.69	Annual	-	\$ 21,069.52	\$ 21,069.52	
Paid Media Section 405	20.60	K2PM11 (N19)	\$ 31,773.00	Annual	-	\$ 28,949.00	\$ 28,949.00		K2PM12 (N19)	\$ 5,000.00	Annual	-	\$ -	\$ -	
		K2PM11 (C19)	\$ 14,200.00	Annual	-	\$ 13,400.00	\$ 13,400.00		K2PM12 (C19)	\$ 3,624.00	Annual	-	\$ 3,300.00	\$ 3,300.00	
Total			\$ 2,708,391.13		\$ -	\$ 1,843,054.46	\$ 1,739,334.31	7	\$ -	\$ 2,117,130.21	\$ -	\$ -	\$ 1,341,994.89	\$ 1,328,405.52	7

1/ If a grant is a continuing grant from previous fiscal years, indicate only in this column, the expenditures/encumbrances which occurred in FY 2011 (10/01/10 to 09/30/11).
 2/ If a grant is a continuing grant from previous fiscal years, indicate only in this column, the expenditures/encumbrances which occurred in FY 2012 (10/01/11 to 09/30/12).
 3/ If a grant is a continuing grant from previous fiscal years, indicate only in this column, the expenditures/encumbrances which occurred in FY 2013 (10/01/12 to 09/30/13).


Office of Finance and Budget
 DEPARTMENTAL FEDERAL FUNDING ABSTRACT
 (Continued from page 1)

Department/Agency: Department of Public Works/Office of Highway Safety

As of March 31, 2013													
Fiscal Year 2013									FY 2014 Federal Award Request				
Grant Title	CFDA Number	Grant Award No.	FY 2013 Federal Grant Award Received	Grant Period	Indirect Cost Applied for/Amount Rec'd.	FY2013 Expenditures/Encumbrances ^{3/}	FY 2013 Actual Federal Reimbursement ^{1/}	No. of FTE's Funded	Federal Award	Grant Award No.	Grant Period	Indirect Cost Applied for/Amount Rec'd.	FTE's to be Funded by
Alcohol & Other Drugs	20.60	AL13 (N01)	\$ 139,009.14	Annual	-	\$ 140,942.38	\$ 57,765.40	2	\$ 171,584.00	AL14 (N01)	Annual	-	2
Alcohol & Other Drugs	20.60	AL13 (C01)	\$ 25,051.97	Annual	-	\$ 10,043.61	\$ 9,870.51		\$ -	AL14 (C01)	Annual	-	
Occupant Protection	20.60	OP13 (N02)	\$ 37,532.77	Annual	-	\$ 27,719.88	\$ 27,719.88	2	\$ 143,672.00	OP14 (N02)	Annual	-	2
Occupant Protection	20.60	OP13 (C02)	\$ 21,184.21	Annual	-	\$ 16,216.00	\$ 16,216.00		\$ -	OP14 (C02)	Annual	-	
STEP	20.60	PT13 (N03)	\$ 47,957.18	Annual	-	\$ 47,957.18	\$ 2,879.66		\$ 127,297.00	PT14 (N03)	Annual	-	
STEP	20.60	PT13 (C03)	\$ 1,041.83	Annual	-	\$ -	\$ -		\$ -	PT14 (C03)	Annual	-	
TRIMS	20.60	TR13 (N05)	\$ 18,229.63	Annual	-	\$ 15,310.94	\$ 15,310.94	1	\$ 33,400.00	TR14 (N05)	Annual	-	1
TRIMS	20.60	TR13 (C05)	\$ 1,745.77	Annual	-	\$ 1,745.77	\$ 1,745.77		\$ -	TR14 (C05)	Annual	-	
Planning & Administration	20.60	PA13 (N06)	\$ 28,636.52	Annual	-	\$ 23,968.14	\$ 23,769.06	1	\$ 56,217.00	PA14 (N06)	Annual	-	1
Planning & Administration	20.60	PA13 (C06)		Annual	-				\$ -	PA14 (C06)	Annual	-	
Roadway Safety	20.60	RS13 (N09)		Annual	-				\$ -	RS14 (N09)	Annual	-	
Roadway Safety	20.60	RS13 (C09)		Annual	-				\$ -	RS14 (C09)	Annual	-	
Pedestrian/Bicycle Safety	20.60	PS13 (N18)		Annual	-				\$ -	PS14 (N18)	Annual	-	
Pedestrian/Bicycle Safety	20.60	PS13 (C18)		Annual	-				\$ -	PS14 (C18)	Annual	-	
Data Program	20.60	K913 (N40)		Annual	-			1	\$ -	K914 (N40)	Annual	-	1
Data Program	20.60	K913 (C40)	\$ 684,552.18	Annual	-	\$ 643,290.11	\$ 224,592.94		\$ -	K914 (C40)	Annual	-	
Safety Belt Incentive	20.60	K413 (C41)		Annual	-				\$ -	K414 (C41)	Annual	-	
Paid Advertisement	20.60	PM13 (N17)	\$ 15,000.00	Annual	-	\$ 14,499.00	\$ -		\$ 30,000.00	PM14 (N17)	Annual	-	
Paid Media	20.60	K2PM13 (N19)		Annual	-				\$ -	K2PM14 (N19)	Annual	-	
Paid Media	20.60	K2PM13 (C19)	\$ 5,324.00	Annual	-	\$ 1,500.00	\$ -		\$ -	K2PM14 (C19)	Annual	-	
OP Incentive Grant	20.60	K213 (N20)		Annual	-				\$ -	K214 (N20)	Annual	-	
OP Incentive Grant	20.60	K213 (C20)	\$ 49,819.74	Annual	-	\$ 33,577.42	\$ 27,873.42		\$ -	K214 (C20)	Annual	-	
Total			\$ 1,075,084.94			\$ 976,770.43	\$ 407,743.58	7	\$ 562,170.00			\$ -	7

1/ If a grant is a continuing grant from previous fiscal years, indicate only in this column, the expenditures/encumbrances which occurred in FY 2011 (10/01/10 - 09/30/11).
 2/ If a grant is a continuing grant from previous fiscal years, indicate only in this column, the expenditures/encumbrances which occurred in FY 2012 (10/01/11 - 09/30/12).
 3/ If a grant is a continuing grant from previous fiscal years, indicate only in this column, the expenditures/encumbrances which occurred in FY 2013 (10/01/12 - 09/30/13).

Office of Finance and Budget
 DEPARTMENTAL FEDERAL FUNDING ABSTRACT
 (Note: This form has a continuation page)

Department/Agency Head Certification	
Certified as to the accuracy of information contained herein:	
JON "JAY" ROJAS, ACTING Director Name (Print)	
	Signature
4/26/13	Date

Jfe

Department/Agency: Department of Public Works
 Division/Program: Capital Improvement Projects
 AS400 Account Number: S101H1210101B203

Grant Title	CFDA Number	Grant Award No.	Fiscal Year 2011					Fiscal Year 2012							
			FY 2011 Federal Grant Award Received	Grant Period	Indirect Cost Applied for/Amount Rec'd.	FY 2011 Expenditures/Encumbrances 1/	FY 2011 Actual Federal Reimbursement	No. of FTE's Funded by Grant	Grant Award No.	FY 2012 Federal Grant Award Received	Grant Period	Indirect Cost Applied for/Amount Rec'd.	FY 2012 Expenditures/Encumbrances 2/	FY 2012 Actual Federal Reimbursement	No. of FTE's Funded by Grant
DOI-Empowering Insular Communities (EIC)-DPW Doors/Windows Replacement	15.875		\$ -		0	\$ -	\$ -	0	GUAMEIC2 012-5	\$ 180,000.00	08/29/12-07/30/15	0	\$ -	\$ -	0
Total			\$ -		\$ -	\$ -	\$ -	-	-	\$ 180,000.00	-	\$ -	\$ -	-	

1/ If a grant is a continuing grant from previous fiscal years, indicate only in this column, the expenditures/encumbrances which occurred in FY 2011 (10/01/10 to 09/30/11).
 2/ If a grant is a continuing grant from previous fiscal years, indicate only in this column, the expenditures/encumbrances which occurred in FY 2012 (10/01/11 to 09/30/12).
 3/ If a grant is a continuing grant from previous fiscal years, indicate only in this column, the expenditures/encumbrances which occurred in FY 2013 (10/01/12 to 09/30/13).

Office of Finance and Budget
DEPARTMENTAL FEDERAL FUNDING ABSTRACT
(Continued from page 1)


Division/Program:
AS400 Account Number:

As of March 31, 2012													
Fiscal Year 2013									FY 2014 Federal Award Request				
Grant Title	CFDA Number	Grant Award No.	FY 2013 Federal Grant Award Received	Grant Period	Indirect Cost Applied for Amount Rec'd.	FY2013 Expenditures/Encumbrances 3/	FY 2013 Actual Federal Reimbursement	No. of FTE's Funded	FY 2014 Federal Award Request	Grant Award No.	Grant Period	Indirect Cost Applied for Amount Rec'd.	No. of FTE's to be Funded by Grant
DOI-Empowering Insular Communities (EIC)-DPW Doors/Windows Replacement	15.875	GUAMEIC 2012-5		08/29/12 - 07/30/15	-	\$ -	\$ -	0					
			\$ -		\$ -	\$ -	\$ -	0	\$ -			\$ -	0

1/ If a grant is a continuing grant from previous fiscal years, indicate only in this column, the expenditures/encumbrances which occurred in FY 2011 (10/01/10 to 09/30/11).
2/ If a grant is a continuing grant from previous fiscal years, indicate only in this column, the expenditures/encumbrances which occurred in FY 2012 (10/01/11 to 09/30/12).
3/ If a grant is a continuing grant from previous fiscal years, indicate only in this column, the expenditures/encumbrances which occurred in FY 2013 (10/01/12 to 09/30/13).

Office of Finance and Budget
DEPARTMENTAL FEDERAL FUNDING ABSTRACT
(Note: This form has a continuation page)

Department/Agency: Department of Public Works
 Division/Program: Division of Highways
 AS400 Account Number: 5101H111060SI101

Department/Agency Head Certification
Certified as to the accuracy of information contained herein:
JON "JAY" ROJAS, ACTING Director Name (Print)
 Signature Date: 4/26/13

Grant Title	CEDA Number	Grant Award No.	Fiscal Year 2011						Fiscal Year 2012						
			FY 2011 Federal Grant Award Received	Grant Period	Indirect Cost Applied for Amount Rec'd	FY 2011 Expenditures/Encumbrances 1/	FY 2011 Actual Federal Reimbursement	No. of FTE's Funded by Grant	Grant Award No.	FY 2012 Federal Grant Award Received	Grant Period	Indirect Cost Applied for Amount Rec'd	FY 2012 Expenditures/Encumbrances 2/	FY 2012 Actual Federal Reimbursement	No. of FTE's Funded by Grant
US HUD GRANT - DPW Sidewalk & Street Improvements (5101H111060SI101)		B08SPGU0212	\$ 245,000.00	11/24/10-09/30/15	0 \$	- \$	- \$	0	B08SPGU0212	\$ -	11/24/10-09/30/15	0 \$	31,459.86	\$ 23,677.15	0
Total			\$ 245,000.00		\$ -	\$ -	\$ -	-	\$ -	\$ -		\$ -	\$ 31,459.86	\$ 23,677.15	-

1/ If a grant is a continuing grant from previous fiscal years, indicate only in this column, the expenditures/encumbrances which occurred in FY 2010 (10/01/10 to 09/30/11).
 2/ If a grant is a continuing grant from previous fiscal years, indicate only in this column, the expenditures/encumbrances which occurred in FY 2011 (10/01/11 to 09/30/12).
 3/ If a grant is a continuing grant from previous fiscal years, indicate only in this column, the expenditures/encumbrances which occurred in FY 2012 (10/01/12 to 09/30/13).

User ID : DPWCORDG
 To date : 3/2013
 Account : 5101H11060SI101
 Dept/Division :

Exclude Object Codes:

<u>Account Number</u>	<u>Account Name</u>	<u>YTD Allotment</u>	<u>YTD Expenditures</u>	<u>C/S Encumbrance</u>	<u>Available Funds</u>	<u>Unallotted Balance</u>
<u>Tot Appropriation</u>						
5101H11060SI101111	DPW SIDEWALK & ST IMPROVEMENTS	12,400.00	7,329.10		5,070.90	
5101H11060SI101112	DPW SIDEWALK & ST IMPROVEMENTS	31,846.24	12,324.31		19,521.93	
5101H11060SI101113	DPW SIDEWALK & ST IMPROVEMENTS	9,675.36	6,916.10		2,759.26	
5101H11060SI101230	DPW SIDEWALK & ST IMPROVEMENTS	110,418.00			110,418.00	
5101H11060SI101240	DPW SIDEWALK & ST IMPROVEMENTS	6,369.50	548.70	363.02	5,457.78	
5101H11060SI101250	DPW SIDEWALK & ST IMPROVEMENTS	10,613.75	6,870.99		3,742.76	
5101H11060SI101450	DPW SIDEWALK & ST IMPROVEMENTS	40,000.00			40,000.00	

SI101 PROGRAM TOTALS		Count: 221,322.85	7 33,989.20	363.02	186,970.63	

60 DIVISION TOTALS		Count: 221,322.85	7 33,989.20	363.02	186,970.63	

10 DEPARTMENT TOTALS:		Count: 221,322.85	7 33,989.20	363.02	186,970.63	

H11 APTYP+FY TOTALS:		Count: 221,322.85	7 33,989.20	363.02	186,970.63	

101 FUND TOTALS:		Count: 221,322.85	7 33,989.20	363.02	186,970.63	

FINAL TOTALS		Count: 221,322.85	7 33,989.20	363.02	186,970.63	

Office of Finance and Budget
 DEPARTMENTAL FEDERAL FUNDING ABSTRACT
 (Continued from page 1)

Division/Program:
 AS400 Account Number:

As of March 31, 2013													
Fiscal Year 2013									FY 2014 Federal Award Request				
Grant Title	CFDA Number	Grant Award No.	FY 2013 Federal Grant Award Received (Carryover)	Grant Period	Indirect Cost Applied for/Amount Rec'd.	FY 2013 Expenditures/Encumbrances 3/	FY 2013 Actual Federal Reimbursement	No. of FTE's Funded	FY 2014 Federal Award Request	Grant Award No.	Grant Period	Indirect Cost Applied for/Amount Rec'd.	No. of FTE's to be Funded by Grant
USDO1-School Bus Procurement	15.875	D12AP00068	\$ 1,280,000.00	02/17/12-02/17/17	-	\$ 1,175,990.00	\$ -	0					
			\$ 1,280,000.00		\$ -	\$ 1,175,990.00	\$ -	0	\$ -			\$ -	0

1/ If a grant is a continuing grant from previous fiscal years, indicate only in this column, the expenditures/encumbrances which occurred in FY 2011 (10/01/10 to 09/30/11).
 2/ If a grant is a continuing grant from previous fiscal years, indicate only in this column, the expenditures/encumbrances which occurred in FY 2012 (10/01/11 to 09/30/12).
 3/ If a grant is a continuing grant from previous fiscal years, indicate only in this column, the expenditures/encumbrances which occurred in FY 2013 (10/01/12 to 09/30/13).